

**Profile of Santarém's Youth
Pilot Survey: Youth of the Nova República Neighborhood**

Sample : 782 youth

Researchers: university students from the UFPA and FIT (volunteers)

Supervision: SEMPLAN _ Municipal Secretary of Planning

Technical Team : Ma. Iolanda Cardoso (Economist);

**Naira Pedroso (PMS's representative at the Youth Forum in
Vancouver – Canada)**

1. Getting to know Santarém

The Santarém Municipality is located in the North region of Brazil, in the State of Pará, in the heart of the Amazon. It occupies an area of 24.154 km², and its political-administrative branch is located on the shore of the Tapajós River, where it connects with the Amazon River. According to the 2000 population census conducted by IBGE (the Brazilian Institute of Geography and Statistics), the municipality has 262,538 inhabitants, of which 71% reside in the urban zone, and 29% in the rural zone.

1. 1. The Economy

Santarém's economy was once based on extractivism, livestock production, jute plantation, rubber extraction and gold mining in the Tapajós Valley. Today, it is founded in the execution of a very opportune project, which is that of resource diversification.

It is privileged for its geographical location, thus presenting strong potential for the tourism industry. Being located between the two metropolises of the Amazon (Belém and Manaus), Santarém is fortunate for being rich in nature and culture, presenting commercial, industrial, public and private services infrastructure, as well as structure for landing and departure of international airplanes, fluvial port supporting large ships (both passenger and cargo), central banking facilities, and nine post-secondary institutions. In addition, it represents the basis for the repercussion of commercial transactions generated in the neighboring municipalities of the West region of Pará.

1. 2. Socio-cultural population structure

Santarém was founded in 1661, when the Luxembourgian missionary João Felipe Bettendorf established the Tapajós Mission as a religious institution. It was nonetheless associated with political and dominance interests, as Portugal was disputing with Spain the vast Amazon region, located West of the line established by the Treaty of Tordesillas.

The natives that occupied the region had previous contact with the Spaniards still in the 15th Century, which resulted in decimation as a consequence of wars, and hardship due to slavery and, in great part, due to diseases brought by the Europeans such as the flu and smallpox. Other tribes that occupied the region, the Arapiuns and Boraris, also comprised the population of Tapajós Mission, which in 1730 did not exceed 793 native Indians. African slaves who were brought as labor force for cocoa plantations and livestock production added to this population around the second half of the 18th Century.

The vast natural and cultural potential of Santarém substantially contributes to its socio-economic development, with priority to approaches that agree with a socially just development, where men and women represent the motivation for the vitality that is sought for the municipality and the region.

2. Reasons for conducting the survey

This initiative is a result of a trip to Vancouver, Canada, by a representative of the municipality of Santarém. The trip was financed by the Canadian International Development Agency, which financed the trip of representatives of four other municipalities: Belo Horizonte, Santo André, Fortaleza and Recife. The objective of CIDA's initiative is to work towards fighting urban poverty through discussing new public consortia approaches.

Concurrent with this project is the "Global Initiative" Program based in Nairobi, which has as its objective the creation of a permanent dialogue concerning youth-related public policies in effect in Brazil, Canada, and Kenya. As a result of the integration meeting in Canada, the first task assigned to Santarém's representatives is to initiate a project plan for understanding the local youth's reality in the urban space.

In that sense, it becomes necessary to conduct a pilot survey in Santarém as a means to perceive the condition of youth in various sectors, and thus constructing a database on the subject matter.

3. Object of the pilot survey on the profile of Santarém's youth: the Nova Republica neighborhood

The location currently chosen for the survey is the neighborhood of Nova República, which is high in population. According to data from the Association of Residents of the neighborhood, there are approximately 2,165 dwellings and the population is about 10,000 people.

The neighborhood was founded in May 11, 1985, and has an organizational structure composed of: Resident's Association, school, health centre, churches, market, day care, among other important establishments.

3- Social participation of adolescents

Differentiating the terms "youth" and "adolescent" is a very important first step. According to the ECA, an adolescent is a person between 12 and 18 years of age. In contrast, finding a definition to the term "youth" is much harder, once the term is not foreseen by law. Therefore, for the current analysis we will consider youth a person who is between 15 and 24 years old, according to IBGE's age group classification at the time the survey was being conducted.

4- Public Policies for the neighborhood

The theme "youth" has gained increased attention due to initiatives of different young actors, and entities, which have been getting together and demanding answers to the still prevalent condition of social exclusion.

At a national level, the current environment is that of dialogue and evaluation of what has or has not been achieved. The objective is to transform both non-governmental and government programs and projects in municipal public policies directed specifically to youth, in view of achieving universal access to education, employment and culture, while dealing with diversity without fragmentation.

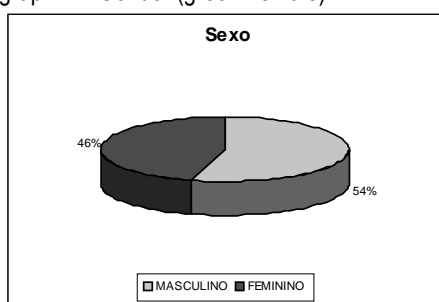
An articulate set of public policies directed to youth has not yet been systematized in Santarém's municipality. There is still a lack of complex and comprehensive analyses that would take into consideration multiple perspectives, while grouping different actors who have a common interest in increasing in depth the range of themes.

For all these reasons, starting with extensive gathering, identification, mapping, systematization and analysis proves to be necessary. Only when based in such studies and research will the debate gain enough depth to reach a new level of understanding and scope for proposals to be formulated.

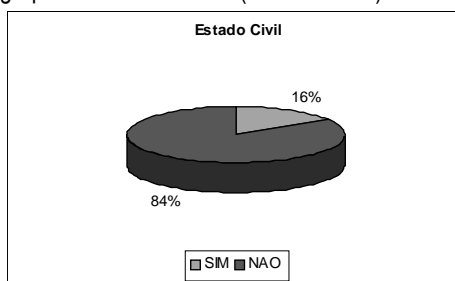
5- Profile of youth residents in the Nova República neighborhood

Of those interviewed, 421 are male, corresponding to 54.42%; only 16.15% are married, and around 26.45% have children.

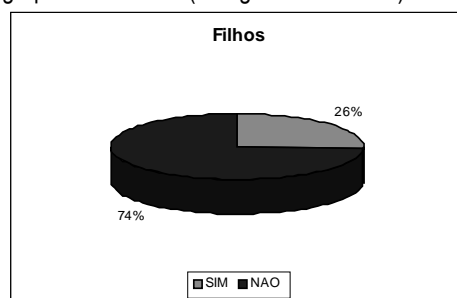
graph 1 – Gender (green=female)



graph 2 - Marital Status (blue=married)



graph 3 – Children (orange=with children)

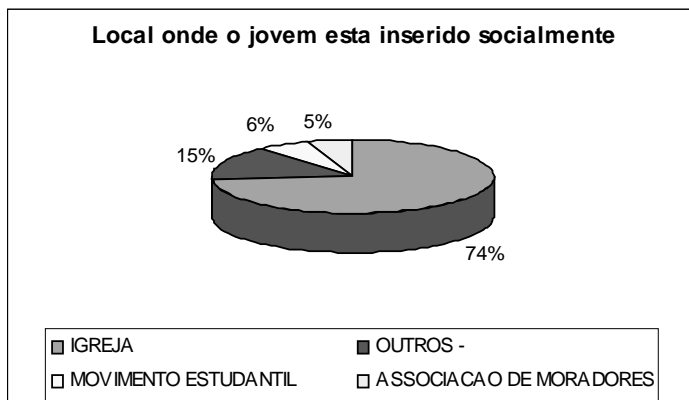


6- Social participation of youth

The pilot survey "Profile of the Nova República Neighborhood's Youth" was conducted for the Youth Project – CIDA, through a partnership between university students from Santarém acting as volunteer researchers, and the municipal city hall of Santarém. It had as objective the mapping and definition of social spaces occupied by youth from the neighborhood. The survey, conducted in July and August of 2006, analyzed the behavior and thoughts of the population between 15 and 24 years of age who reside in the Nova República neighborhood.

The survey indicates that participation of youth in church movements is prevalent (73.51%), while 15.48% participate in student movements and in the neighborhood's Association of Residents.

graph 4 – Places where young persons are socially involved (blue=church; burgundy=others; yellow=student movements; light green=association of residents)



The survey shows that regardless of the fact that they belong to some type of entity in order to have social participation, most interviewees do not show any interest in developing social activities, which is very surprising. This is revealed by the fact that around 54.47% of interviewees claim not having any kind of participation in the community, while 43.90% declare not having an opinion on the quality of life in their neighborhood. Our youth and adolescents do participate, but do not want to or are not interested in being involved, either because they do not know how to participate or because they are unaware of the importance of their involvement in society.


graph 5 –Community Participation (blue=no; burgundy=yes; yellow=would like to)



7-Lifestyle

According to the data around 58% of youth are unemployed. This is a significant number, especially when considering the factors indicating why they are not employed: lack of jobs (29%); lack of opportunity (10%), among others.

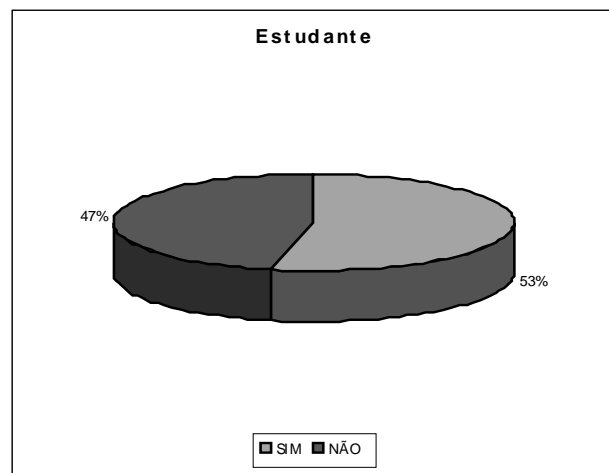
graph 6 – burgundy=not old green=lack of studies; navy blue=lack of



Employment (blue=no jobs; enough; yellow=other; light opportunity; dark purple=only orange=taking care of children; experience)

When looking at schooling we see 53.2% of them pursuing education. Of those, 48.74% are enrolled in elementary schools, 42.27% are in high schools, and only 3.99% are in higher education institutions.

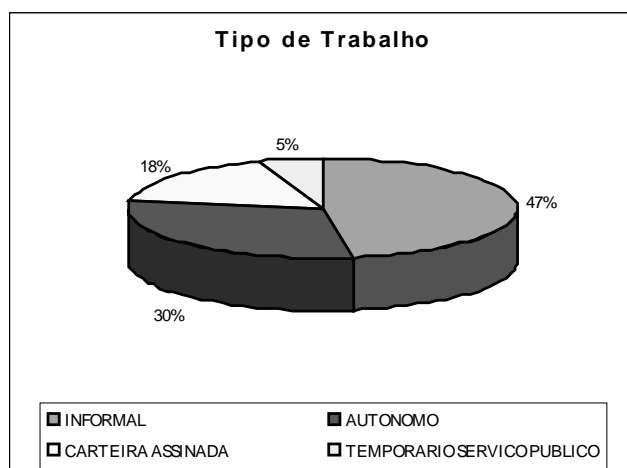
Graph 7 – Students (blue=yes; burgundy=no)



8- Differences and social inequalities

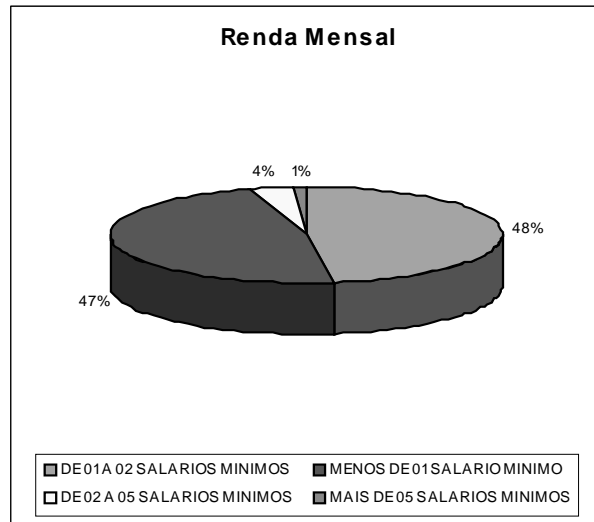
Besides the significant unemployment rate, 47.43% of those who currently work obtain their income from informal employment; and only 17.65% are registered employees; and about 29.78% carry out some kind of autonomous activity.

Graph 8 – Type of employment (blue=informal; burgundy=autonomous; yellow=registered; green=temporary work in public services)



The monthly income of around 47.4% of young persons is below the equivalent of one minimum wage (minimum monthly salary), and that of around 47.75% is between one and two minimum wages. There is a very narrow difference between the two earning levels.

Graph 9 – Monthly Earnings (blue=1-2 min. wages; burgundy=less than 1 min. wage; yellow=2-5 min. wages; orange=more than 5 min. wages)



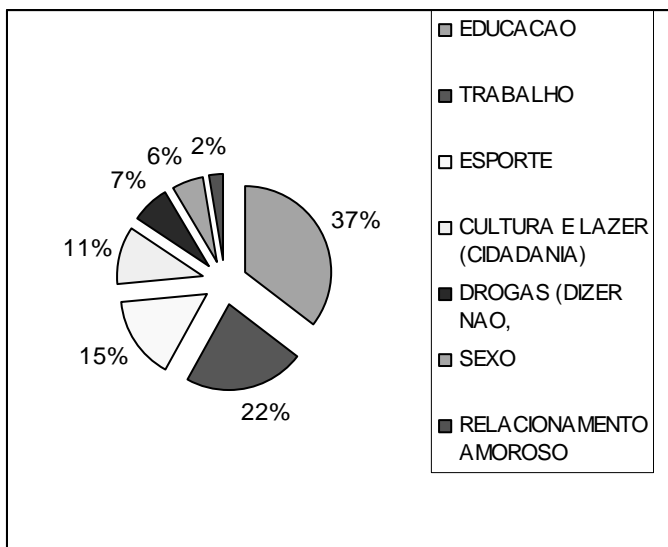
9- Topics of interes

The topic seen as the university (32.83%); perspectives, profess supporting the family

ely the transition to sues, such as work o consider it to be most relevant.

green=culture and leisur blue=relationships)

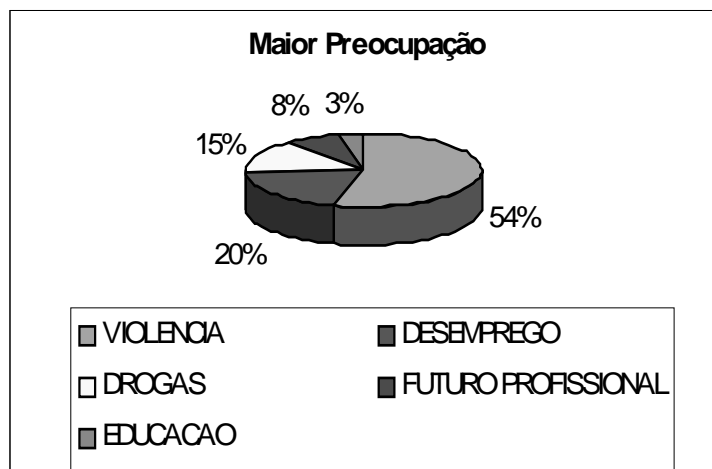
ork; yellow=sports; ex; navy



10- What worries youth in the neighborhood the most

Everyday violence preoccupies around 54.3% of the interviewees; followed by unemployment (19.77%); and drugs (14.89%).

Graph 11 – Major preoccupations (blue=violence; burgundy=unemployment; yellow=drugs; green=professional future; orange=education)

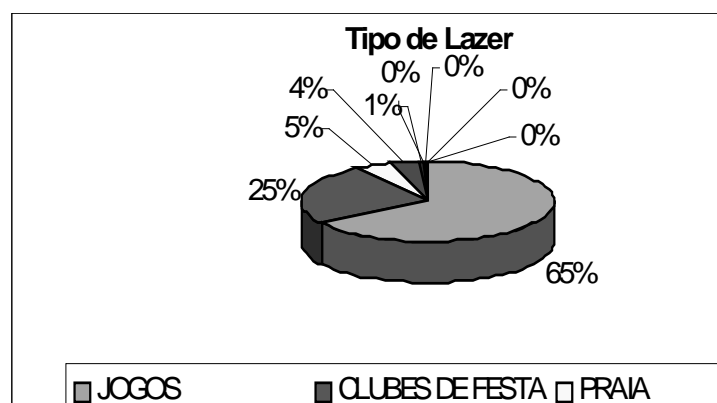


11- Leisure activities for youth in the neighborhood

As leisure activities, young people have the following options: sports/games (65,67%), partying/clubs (24,52%).

Graph 12- Types of leisure activities

(blue=sports/games; burgundy=partying/clubs; yellow=beach)



What does Santarém's youth look like?

Pilot Survey: Nova República Neighborhood

Check out their profile and aspirations

54,42% are male

45,40% are between 17 and 18 years old

16,15% are married

26,45% have children

53,20 study

48,74% are in elementary school

57,97% do not work

47,43% are informal workers

35,38 work to survive

47,75 earn between 1 and 2 minimum wages

56,89 have access to information through the TV

32,83 consider education to be the most interesting theme

24,30% see violence as what preoccupies the most

54,47% do not participate in the community

73,51% have social participation in the church

65,67% play games/sports for leisure

43,90% do not know or do not want to reveal how they feel in their neighborhood.